












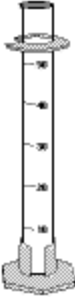



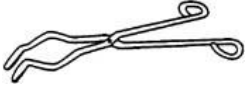
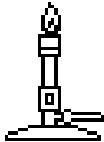



LABORATORY EQUIPMENT LIST

Erlenmeyer Flask 	Florence Flask 	Beaker 
Spot Plate 	Test Tubes 	Funnel 
Test Tube Clamp/Tongs 	Test Tube Brush 	Evaporating Dish 
Ring Clamp 	Utility Clamp 	Clay Triangle 
Buret 	Graduated Cylinder 	Beaker Tongs 
Scoopula 	Watch Glass 	Crucible Tongs 
Bunsen Burner 	Hot Plate 	Wire Gauze 